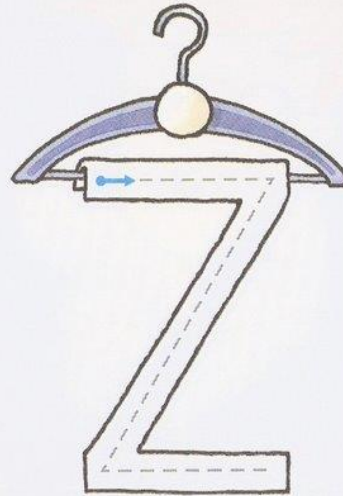


Nombre _____

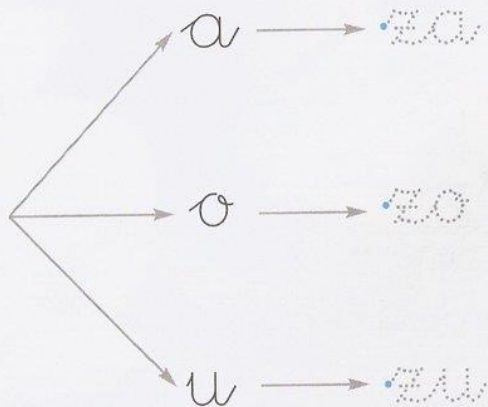


actividades

» Observar al personaje y nombrar los elementos que están a su lado. Colorear los que contengan en su nombre la letra **z**. Repasar el cuerpo de la señorita **z** siguiendo la dirección de la flecha.

» En el reverso de la ficha, repasar los trazos de la letra **z** minúscula y mayúscula siguiendo la dirección de las flechas. Colorear la **z** hueca.

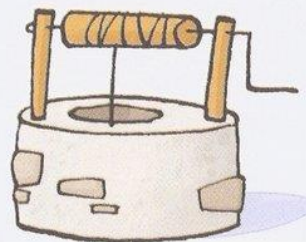




·EO ·EO ·EU




· pato



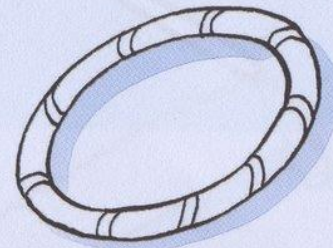

· po



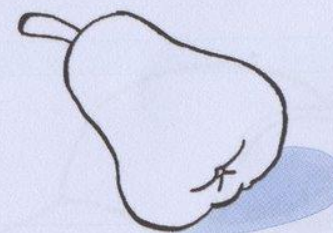

· mo



Handwriting practice lines consisting of a top blue line, a middle blue line, and a bottom blue line, with a small blue dot on the middle line.





Handwriting practice lines consisting of a top blue line, a middle blue line, and a bottom blue line, with a small blue dot on the middle line.






Handwriting practice lines consisting of a top blue line, a middle blue line, and a bottom blue line, with a small blue dot on the middle line.

Nombre _____











actividades

» Observar los dibujos y decir el nombre de cada uno. Rodear aquellos cuya r suena fuerte. Repasar los cuerpos de los personajes y colorear.


» En el reverso de la ficha ordenar las sílabas para formar palabras y escribirlas en las pautas. Colorear.



u → tu
a → ta
o → to
i → ti
e → te




tila




tulipán





lata




o




t




r



t



m



t

